


24 Well Plate 24W700/100PET-288


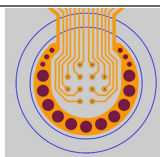
Multiwell Plate with PET Base
for Use with the Multiwell-MEA-System



24W700/100PET-288

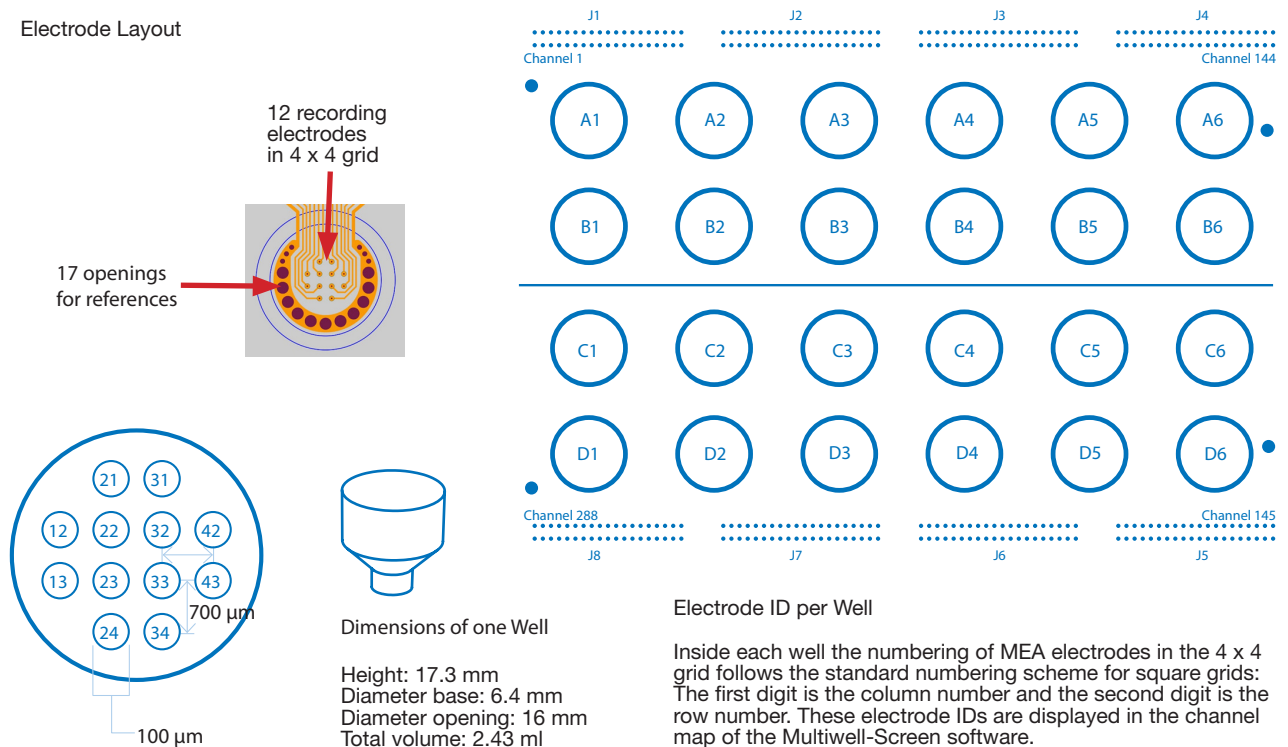
Technical Specification

General Characteristics	
Temperature compatibility	0 - 40 °C
Dimensions (W x D x H)	127.76 mm x 85.48 mm x 19 mm
288 MultiwellMEA Layout	
Base material	PET (Polyethylenterephthalat)
Electrode material	Au (Gold)
Electrode height	planar
Track material and contact pads	Au (Gold)
Electrode diameter	100 µm
Interelectrode distance (center to center)	700 µm
Isolation material	SU8 (Photo resistant)
Electrode impedance	100 kΩ @ 1 kHz
Electrode number	288
Number of recording electrodes	12 per well
Number of reference electrodes	4,65 mm ² per well. All reference electrodes of a plate are connected.
Area of each well bottom	32 mm ²
Software: Multiwell Screen and Multiwell Analyzer	Version 2.0.8.0 and Version 2.0.6.0
Multiwell MEA Plate	
Lid	Comes with lid which can be kept in place during recording to enable repeated recordings under sterile conditions.
Sterilization before use	Well plates come sterilized by gamma radiation, ready for use.
Important!	<ul style="list-style-type: none"> - Do not autoclave well plates. - Do not clean wells mechanically. - Do not expose to temperatures over 40 °C. - Do not apply alcohol longer than 30 minutes to the wells.



24W700/100PET-288

Electrode Layout



Technical Specifications of the MultiwellMEA Plate

Pretreatment	Pretreatment to increase the hydrophilicity: Fill dry wells with PBS and place the well plate at 30 °C on a heating plate for at least five hours before using. Close lid to avoid drying out. Alternatively treat the well plates in a plasma cleaner.
Cleaning (on user's risk)	TergAZyme: Rinse the multiwell plate with distilled water and fill wells with TergAZyme solution afterwards, wait 12 hours at room temperature before washing the wells (2 x 30 min) with distilled water. Ethanol: Fill the wells with 70 % Ethanol for at least 20 minutes, keep the lid closed. Then rinse the wells three times with distilled water, dry overnight. Sterilization: Please use ultraviolet light as well as alcohol for sterilization. Storage: Please store used well plates cleaned, at room temperature and in a dark and dust free place.
Period of shelf-life	The period of shelf-life for multiwell plates is six month from the date of delivery. We generally recommend to always use new multiwell plates for your recordings. However, repeated use is possible when paying attention to the cleaning and sterilization procedures. The number of cycles depends on the experimental design. Repeated use of multiwell plates is on customer's own risk.
Multiwell MEAs are not symmetrical!	All types of well plates have two holes on each of the short sides on the bottom, one pair wider apart, one pair closer together. They fit on corresponding bolts on the Multiwell-MEA headstage. Only if the well plate sits on those bolts, and cannot be moved laterally, the brackets of the headstage close properly.